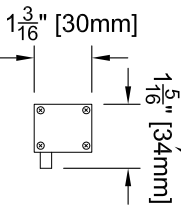
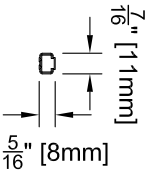


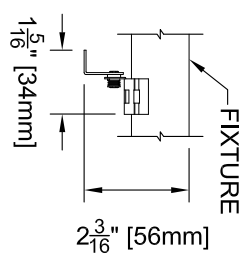
MIN. WIDTH REQUIRED FOR CABLE TURN



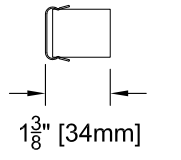
FIXTURE END VIEW



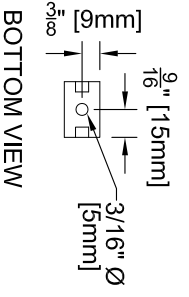
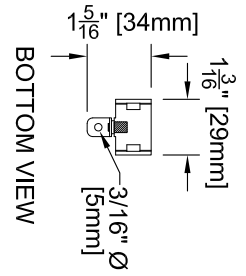
CONNECTOR DETAIL



ADJUSTABLE MOUNTING CLIP



FIXED MOUNTING CLIP



FIXTURES ARE SUBJECT TO CHANGE WITHOUT NOTICE.
 LIGHTWILD IS THE OWNER OF ALL COPYRIGHT AND ALL OTHER INTELLECTUAL PROPERTY RIGHTS IN THIS DRAWING AND SHALL ONLY BE USED FOR PURPOSES SET OUT AND APPROVED BY LIGHTWILD. ANY ATTEMPT TO COPY OR DISTRIBUTE THIS DOCUMENT, IN WHOLE OR IN PART, OR TO USE THIS DOCUMENT WITHOUT THE EXPRESS WRITTEN APPROVAL OF LIGHTWILD IS PROHIBITED. COPYRIGHT © 2008 LIGHTWILD

LIGHTWILD
 7320 W 162ND ST.
 OVERLAND PARK, KS 66085
 913-851-3000

CUSTOMER DRAWING
 LW-PLIN
 ALL DIMENSIONS ARE APPROXIMATE
 REV: 01
 SCALE: 1" = 4"
 DATE: 02/24/2010
 SHEET: 1 OF 1